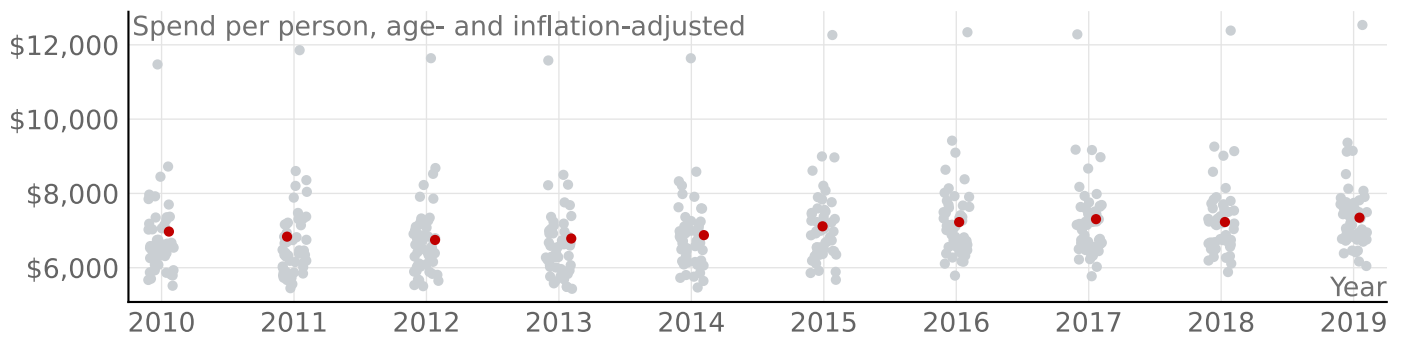


Health Care Spending in Ohio

The Disease Expenditure Study measures health care spending in the US, including in all 50 states, the District of Columbia, and in 3,110 counties from 2010 through 2019. It is the most comprehensive study on US health spending, tracking 148 health conditions, 4 payers (Medicare, Medicaid, private insurance, and out-of-pocket payments) and 7 types of care. Researchers used data from more than 40 billion insurance claims and nearly 1 billion facility records in this study as well as data from surveys. 77% of all US health care spending was captured in this study.

In 2019, Ohio spent **\$89.0B** on health care and ranked **25th** in health care spending per person nationwide.¹

Health spending in Ohio compared to other US states (adjusted for age, population size and inflation)



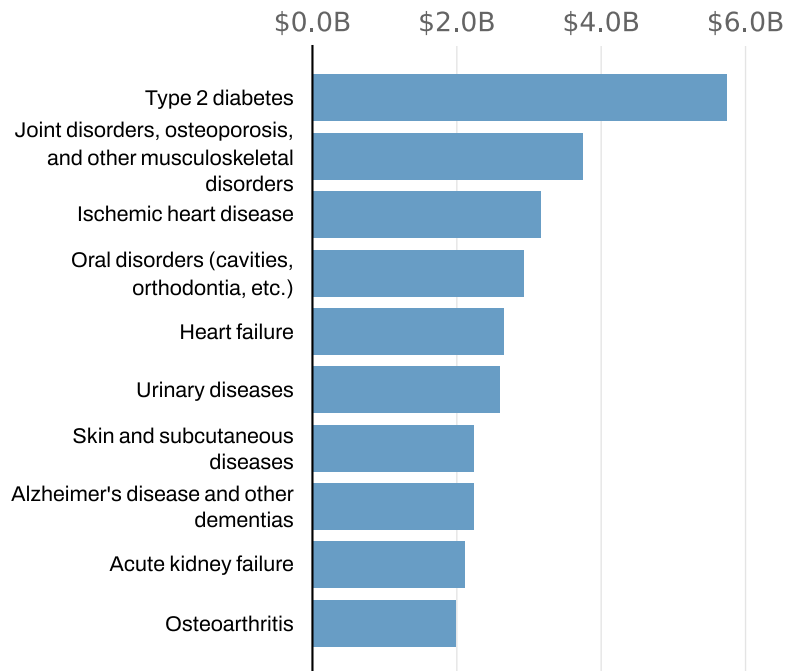
¹Based on age-standardized rates among all 50 states and the District of Columbia, ranked from highest to lowest in 2019.

Patterns of health spending in Ohio differ markedly from the leading health problems in the state.

Leading causes of poor health and early death, 2019 ranking, Ohio²

1	Ischemic heart disease
2	Chronic obstructive pulmonary disease
3	Low back pain
4	Lung cancer
5	Stroke
6	Joint disorders, osteoporosis, and other musculoskeletal disorders
7	Chronic kidney disease
8	Alzheimer's disease and other dementias
9	Depressive disorders
10	Falls

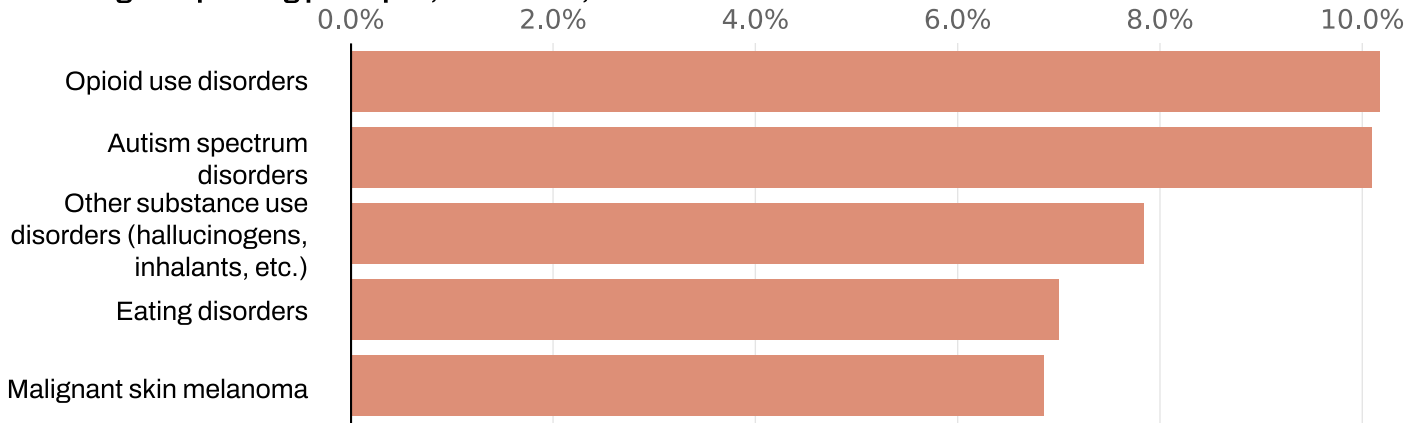
Leading causes of health spending in Ohio, 2019 ranking, billions \$US



²Based on disability-adjusted life years per 100,000 people, all ages, all sexes. Cause list differs from Global Burden of Disease study due to methodological differences.

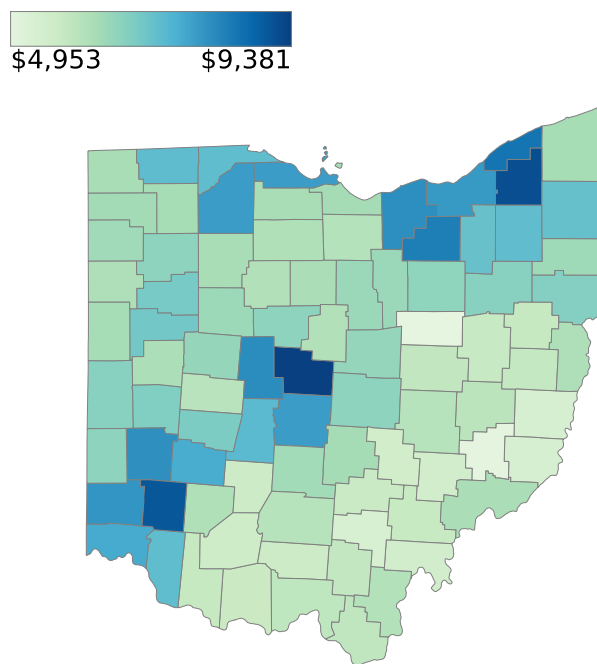
Spending in most areas has grown over time in Ohio³

Change in spending per capita, 2010-2019, Ohio



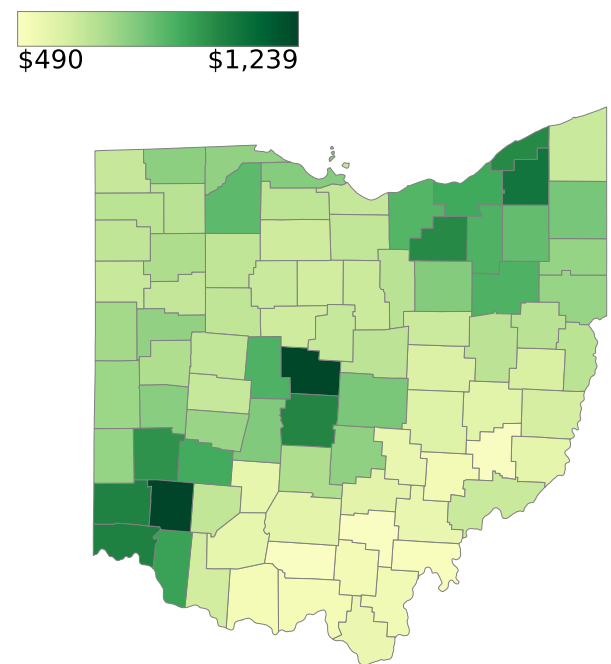
³Percent annual growth rate of spend per capita. Bars show causes of spending with highest annual growth rate between 2010 and 2019

Total health spending in 2019 (adjusted for age and population) differs across Ohio counties



Spending per person, adjusted for age, is highest in Delaware County, and lowest in Holmes County.

Out-of-pocket payments in 2019 (adjusted for age and population) were highest in Warren County and Delaware County



Paying out of pocket for health care can push people into poverty.

About IHME

The Institute for Health Metrics and Evaluation is an independent research organization at the University of Washington. Its mission is to deliver to the world timely, relevant, and scientifically valid evidence to improve health policy and practice. IHME carries out its mission through a range of projects within different research areas including the Global Burden of Diseases, Injuries, and Risk Factors (GBD); Future Health Scenarios; Cost Effectiveness and Efficiency; Resource Tracking; and Impact Evaluations.

For more information, contact:

Dr. Joseph Dieleman
Associate Professor

dieleman@uw.edu